


**15 EXERCITII CREATIVE PENTRU ELEVII CU CES**

**NIVEL GIMNAZIAL**

**1. Alcătuieste 5 cuvinte care să conțină denumiri de fructe: să înceapă cu "măr" și să se termine cu "para/pară":**




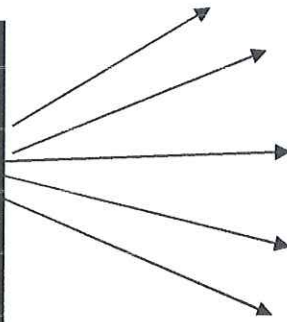
.....  
.....  
.....  
.....  
.....



.....  
.....  
.....  
.....  
.....

**2. Găsește 5 cuvinte care să se termine în „oaie” și altele care să înceapă cu „cal”:**





**3. Caută cel puțin 3 cuvinte care să conțină numele Eva și Ana:**

a) să înceapă cu EVA:



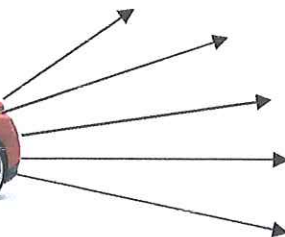
.....  
.....  
.....  
.....  
.....


b) să se termine cu ANA:

.....  
.....  
.....  
.....  
.....



**4. Alcătuieste cuvinte care să înceapă cu „auto” și altele care să se termine cu „ac”:**





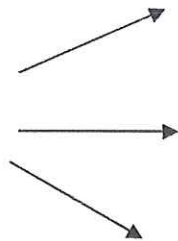
5. Scrie 3 cuvinte care să înceapă cu cifrele 4 și 8:

4

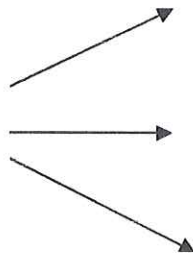
8

6. Găsește cel puțin 3 cuvinte care să înceapă cu denumiri ale culorilor alb și roz:




ALB




ROZ



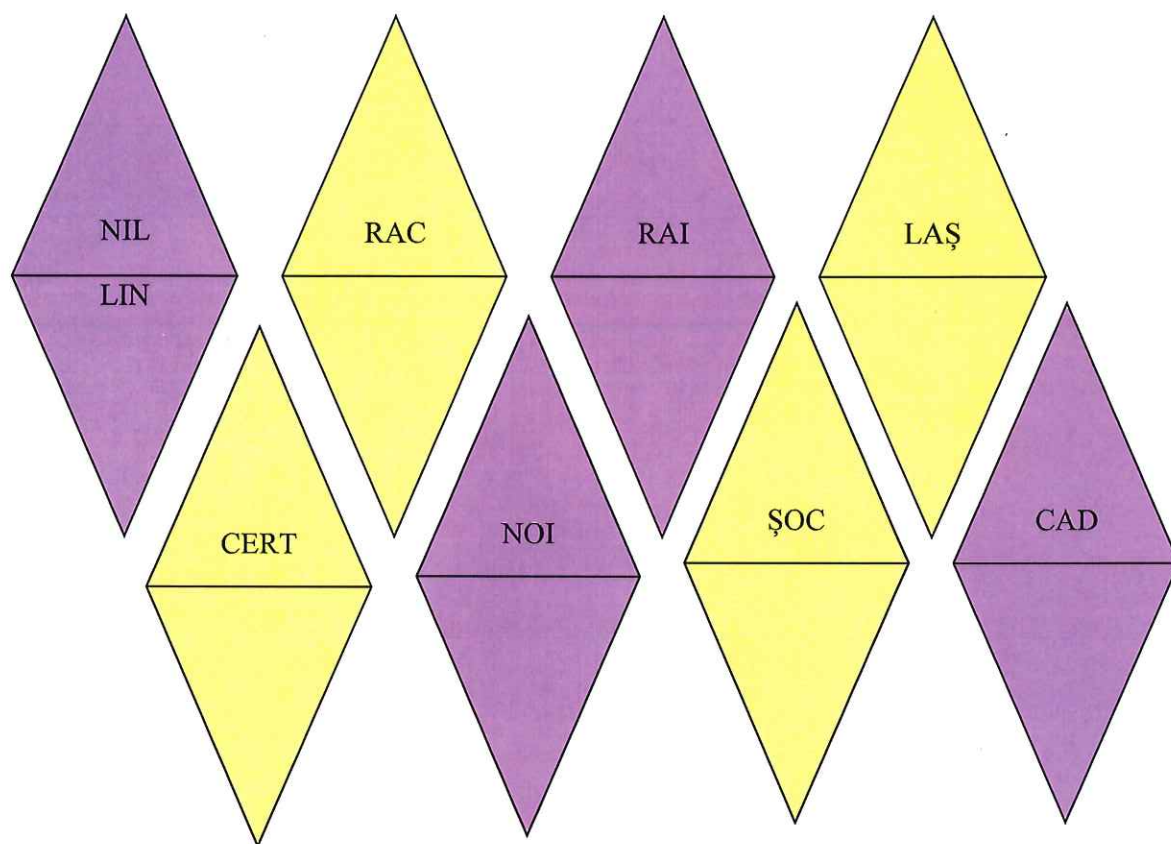
7. Scrie minimum 5 cuvinte care să înceapă cu notele muzicale:do, re, mi



8. Descoperă nume de fete care să conțină denumiri de flori și completează-le pe petale:



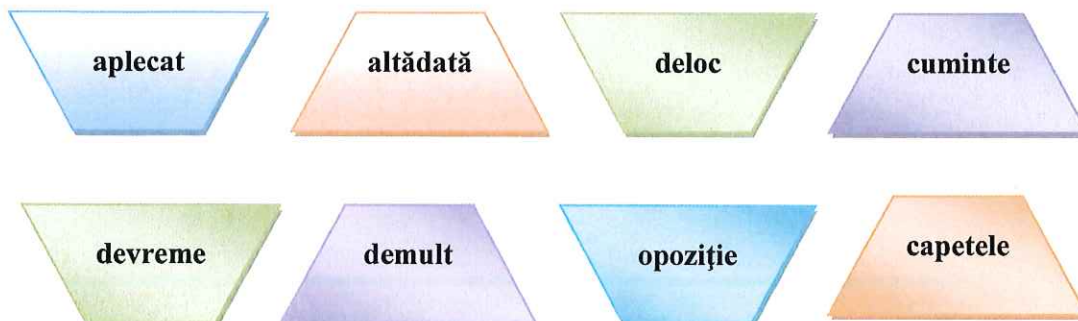
9. Citește cuvintele în oglindă (invers), scrie-le, după exemplul dat!



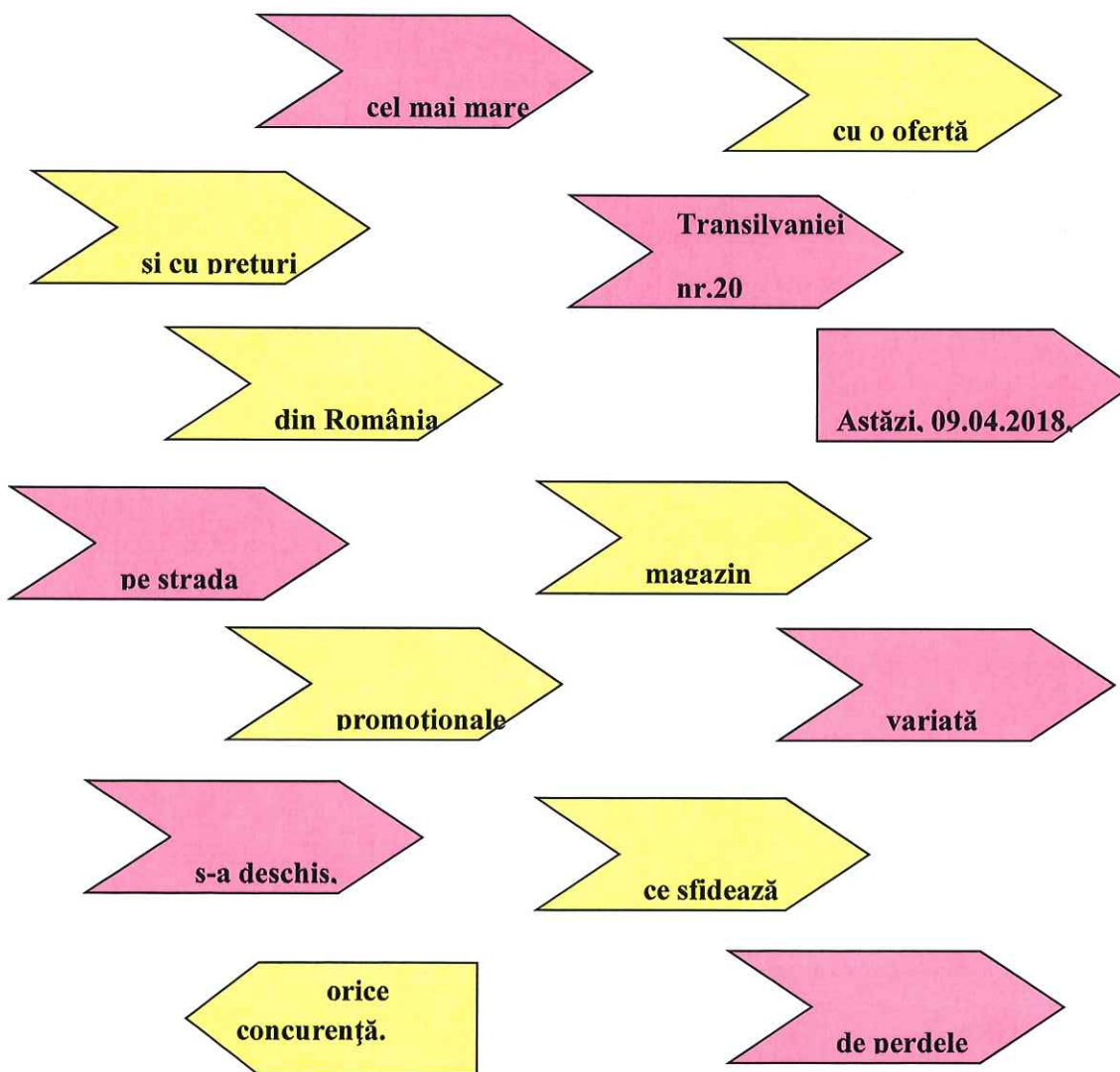
10. Găsește, pentru fiecare cuvânt, alte cinci cuvinte obținute doar prin schimbarea primei litere:





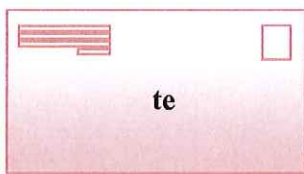







11. Desparte cu o linie verticală fiecare dintre următoarele cuvinte, pentru a obține alte două cuvinte:



12. Realizează o știre din fragmentele următoare:




13. Așează plicurile, astfel încât să obții o scrisoare formată din cuvinte logice, înșirate în propoziții, apoi transcrie scrisoarea în spațiul de mai jos:



.....  
.....  
.....

14. Realizează un puzzle cu rechizite, potrivit tot câte două piese:





15. Transcrie, folosindu-te de imagini, numele obiectelor care ajută la formarea expresiilor:

îndrăgostit .....



răcit .....



singur .....



plin .....



beat .....



sănătos .....



gol .....



deștept .....




## PROPUNERE DE REZOLVARE

### Exercițiul 1:

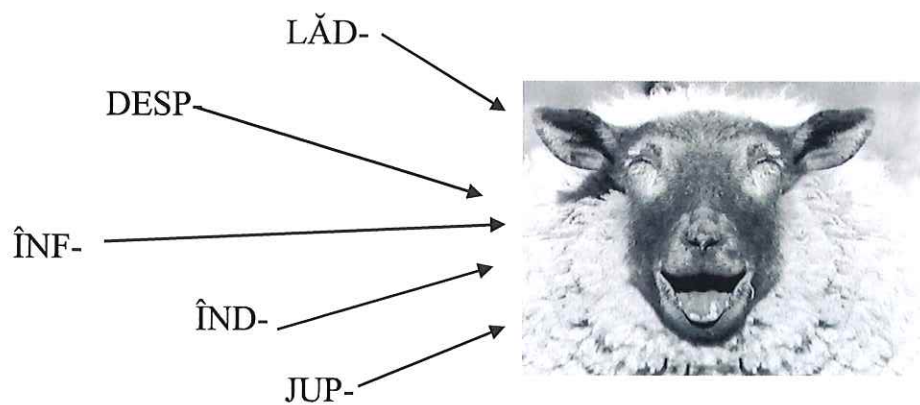


-AR  
-GELE  
-IME  
-ITATĂ  
-TURISIRE

PA-  
SE-  
COM-  
DIS-  
RE-



### Exercițiul 2:





- CULATOR
- M
- ENDAR
- EAȘCĂ
- ORIFER

### Exercițiul 3:

a) să înceapă cu EVA:



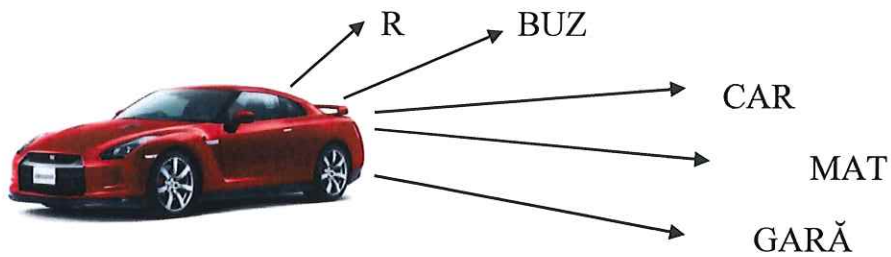
- NTAI
- DAT
- LUAT
- PORAT


b) să se termine cu ANA:

- C-
- V-
- BAN-
- COLO-



### Exercițiul 4:





**Exercițiul 5:**

4

- LĂ
- LATER
- PED
- ZECI

8


- IMIST
- IM
- SPREZECE
- ZECI

**Exercițiul 6:**


ALB → ASTRU  
 → UM  
 → INĂ

ROZ → Ă  
 → ETĂ  
 → ĂTOR

### Exercițiul 7:



- R
- VADĂ
- CUMENT
- LAR
- RINȚĂ

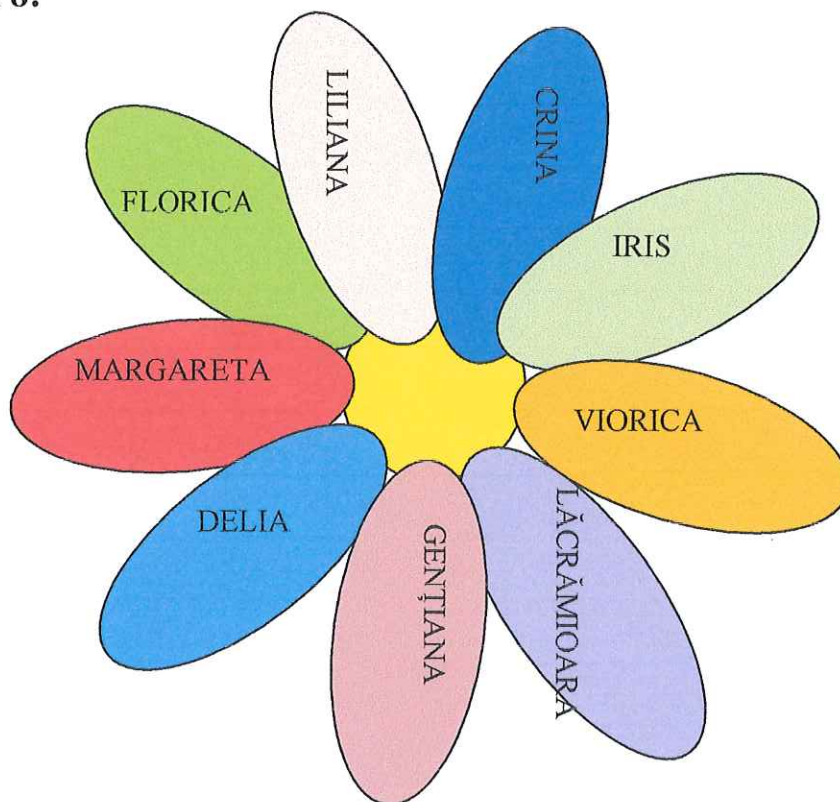


- ST
- VELION
- LAXARE
- VENIRE
- CLAMĂ

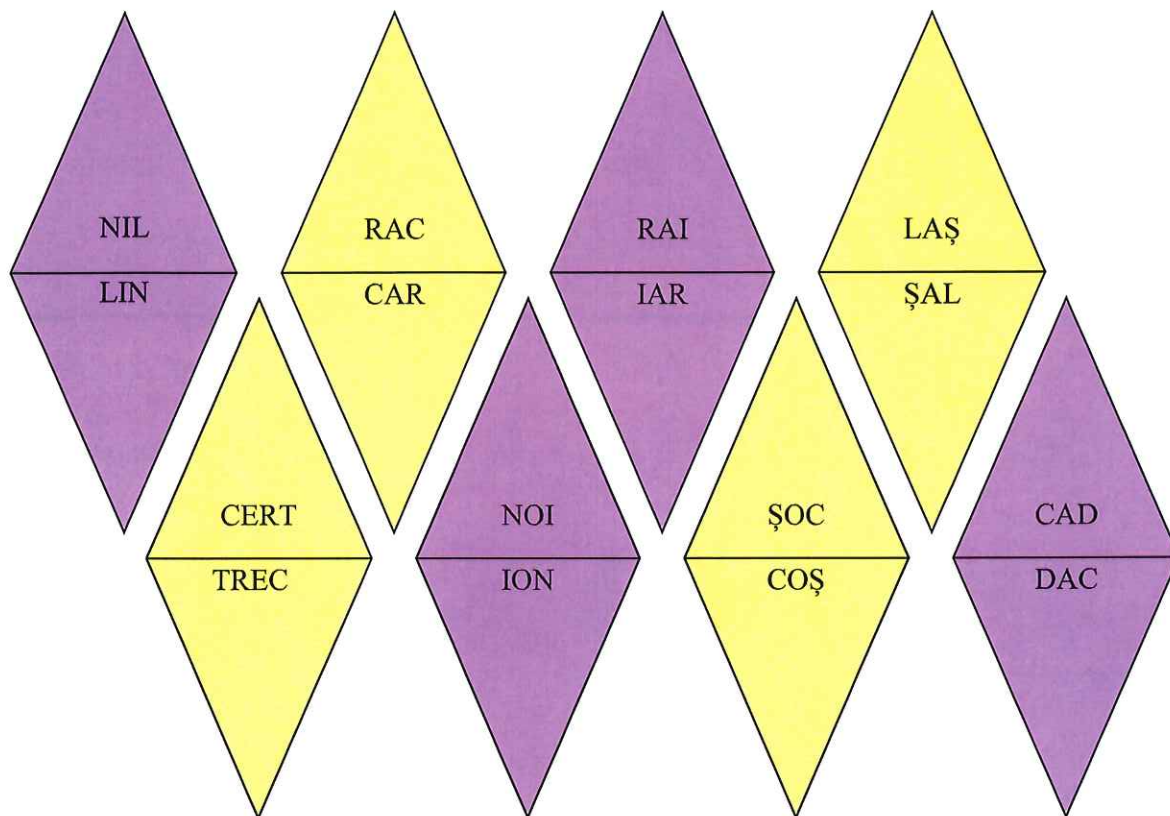


- C
- NTE
- NUNE
- RACOL
- RARE

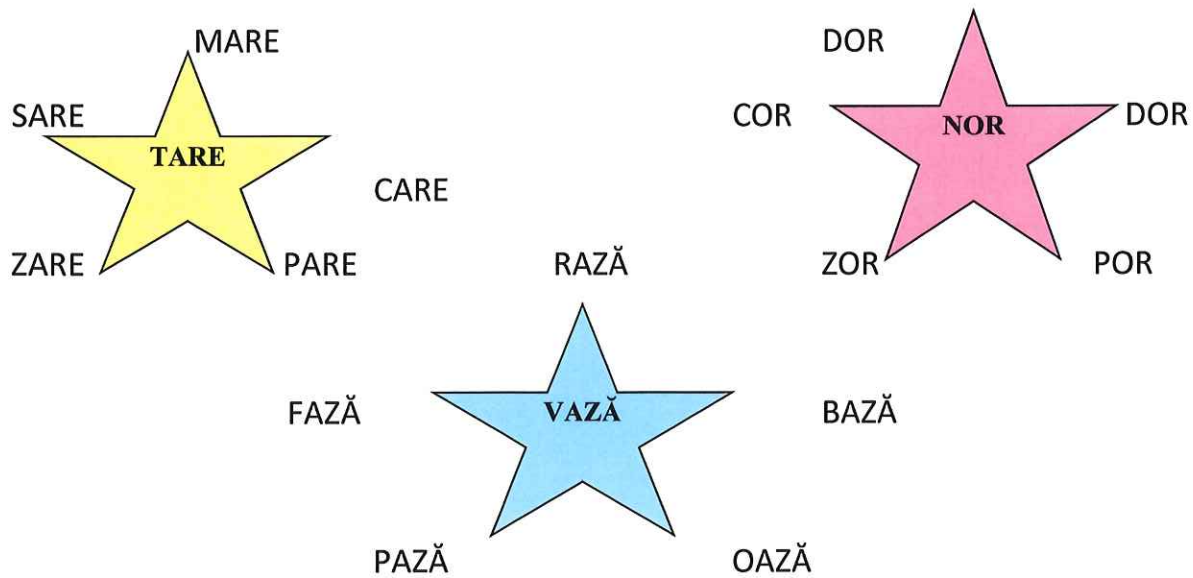
### Exercițiul 8:



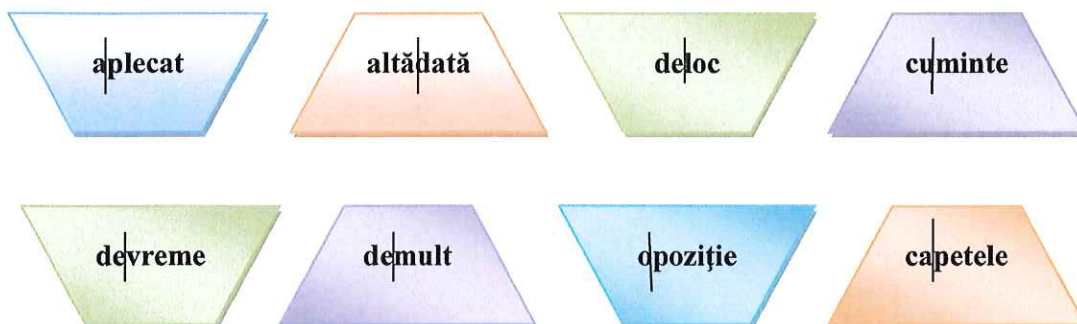
**Exercițiul 9:**



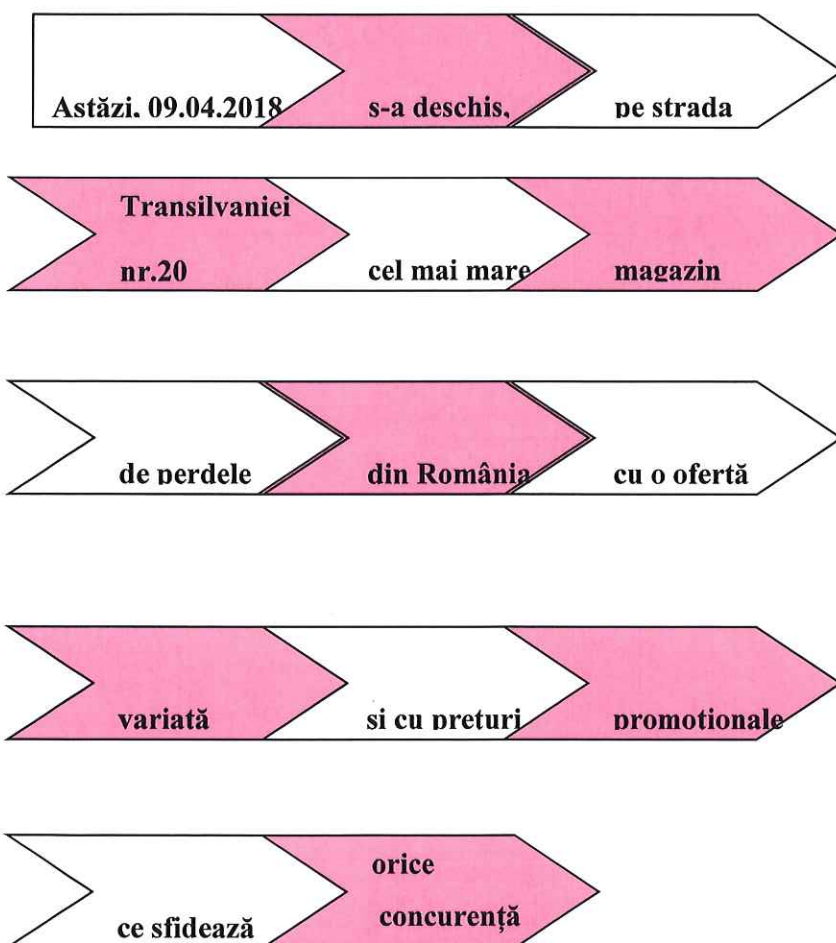
**Exercițiul 10:**










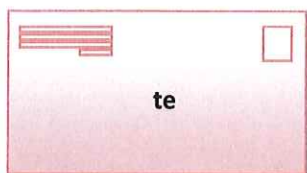




### Exercițiul 11:



### Exercițiul 12:


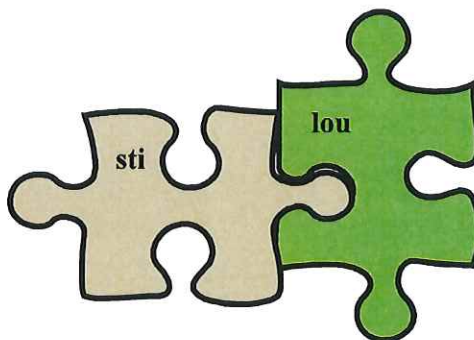
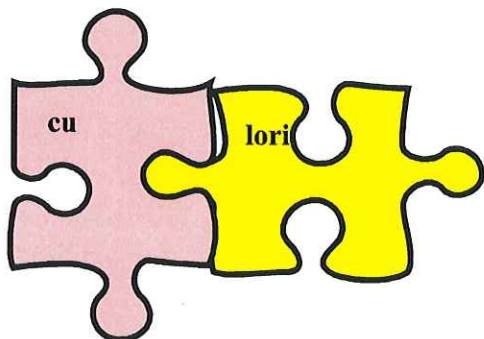


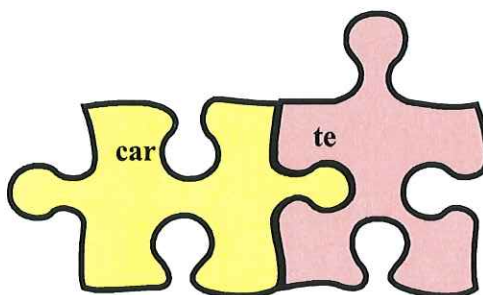
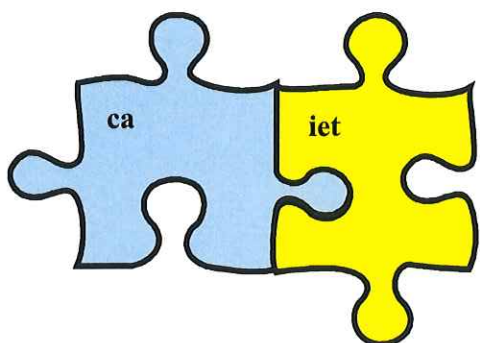


### Exercițiul 13:





**Exercițiul 14:**



**Exercițiul 15:**

**ÎNDRĂGOSTIT LULEA**



**RĂCIT COBZĂ**



**SINGUR CUC**



**PLIN OCHI**



**BEAT TURTĂ**



**SĂNĂTOS TUN**



**GOL PUȘCĂ**



**DEȘTEPT FOC**



**Prof. Iancu Mirela Maria**